
MARKING DEPOSIT BEVERAGE CANS

AND ACCEPTING THEM
INTO THE SYSTEM



VALID IN 2010



1 ACCEPTING DEPOSIT BEVERAGE CANS INTO THE SYSTEM

The deposit beverage cans accepted into the recycling system of Suomen Palautuspakkaus Oy (PALPA) must be marked with deposit and material markings as well as the EAN code. Based on these markings, the manual collection points and the reverse vending machines will recognise acceptable cans and pay a deposit to the consumer.

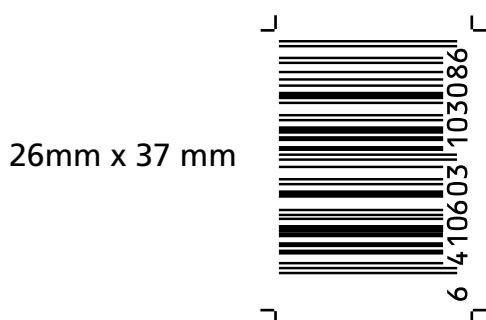
Accepting new deposit beverage cans into the system

- 1 Importers and breweries accepted as PALPA deposit payers can apply to have new beverage cans accepted into the system.
- 2 The registration application can be filled out on PALPA's Extranet. Deposit payers will receive the user rights when registering their companies into the system.
- 3 PALPA can inspect the recycling markings of the model can in its natural form or a paper copy (layout). However, the final acceptance will be made on basis of the authentic packaging. The reverse vending machine distributors will also test the cans.
- 4 The application must be filled out and the model cans sent to PALPA and the reverse vending machine distributors for testing at least 1 month prior to the sales of the product.

PALPA will accept the new beverage can into the recycling system when all the above-mentioned requirements have been met. After acceptance, PALPA will charge a code fee for updating the reverse vending machines. The fee is based on a price-list valid at any given time. The reverse vending machines are updated twice a month – on the 15th and the last day of each month.

2 EAN CODE

The EAN-13 code must be in its nominal size, i.e. the scale of magnification = 1.0. The height of the code is 25.91 mm and the width 37.29 mm. The code must be placed in a vertical position, so that the lines of the symbol are horizontal. The code must be placed at the bottom part of the can. The distance from the lower edge of the printed area must be at least 8 mm.



The EAN-13 code must only be used by the Finnish deposit recycling system. For more information on the EAN codes, please consult GS 1 Finland (www.gs1.fi) or the local EAN organizations in other countries.

The quality standard of the EAN code must be at least ANSI C. The deposit payer must make sure that the EAN code is recognised by the reverse vending machines.

3 DEPOSIT MARKING

The visual marker "PANTTI – PANT 0,15 €" should be placed twice on the shoulder area of the can. Furthermore, a line of arrows pointing to the right must be placed between the two markings. The "PANTTI – PANT 0,15 €" marking must be printed with at least 4 mm high font. The line of arrows must be at least 1.5 mm thick. The text must be written with a sans serif font (Helvetica, Arial, Geneva).


You can find the deposit marking in printable format on PALPA's website (<http://www.palpa.fi/importers-and-breweries/system-for-beverage-cans/rules-and-instructions-cans>).



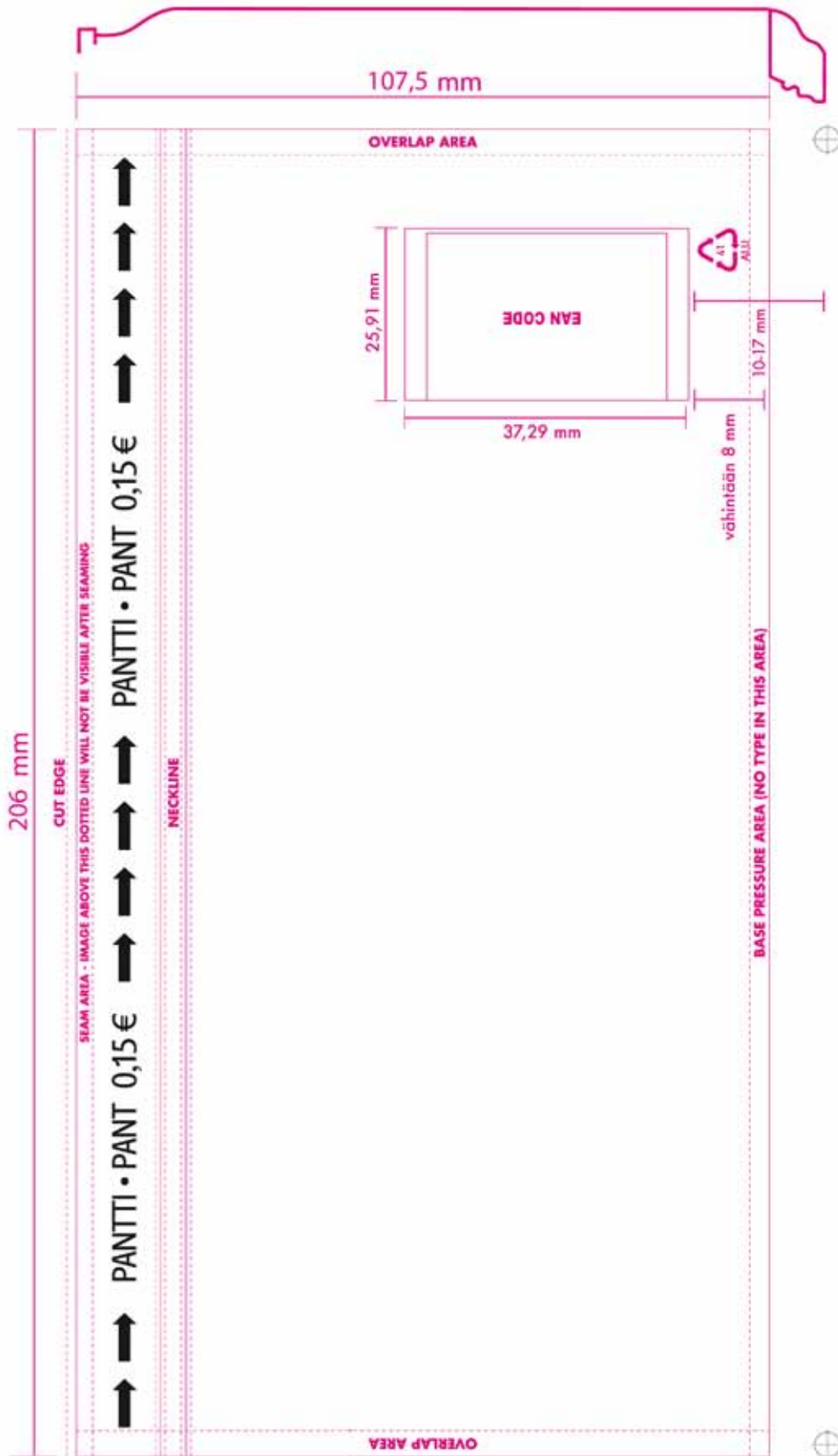
4 MATERIAL MARKING

The material marking ALU 41 (aluminium) or FE 40 (steel) must be placed on the can.

You can find the material marking in printable format on PALPA's website (<http://www.palpa.fi/importers-and-breweries/system-for-beverage-cans/rules-and-instructions-cans>).



5 EXAMPLE CAN 0,33 L



SUOMEN PALAUTUSPAKKAUS OY

**Pasilanraitio 9 B
00241 Helsinki, Finland
+358 9 868 9860
asiakaspalvelu@palpa.fi**

